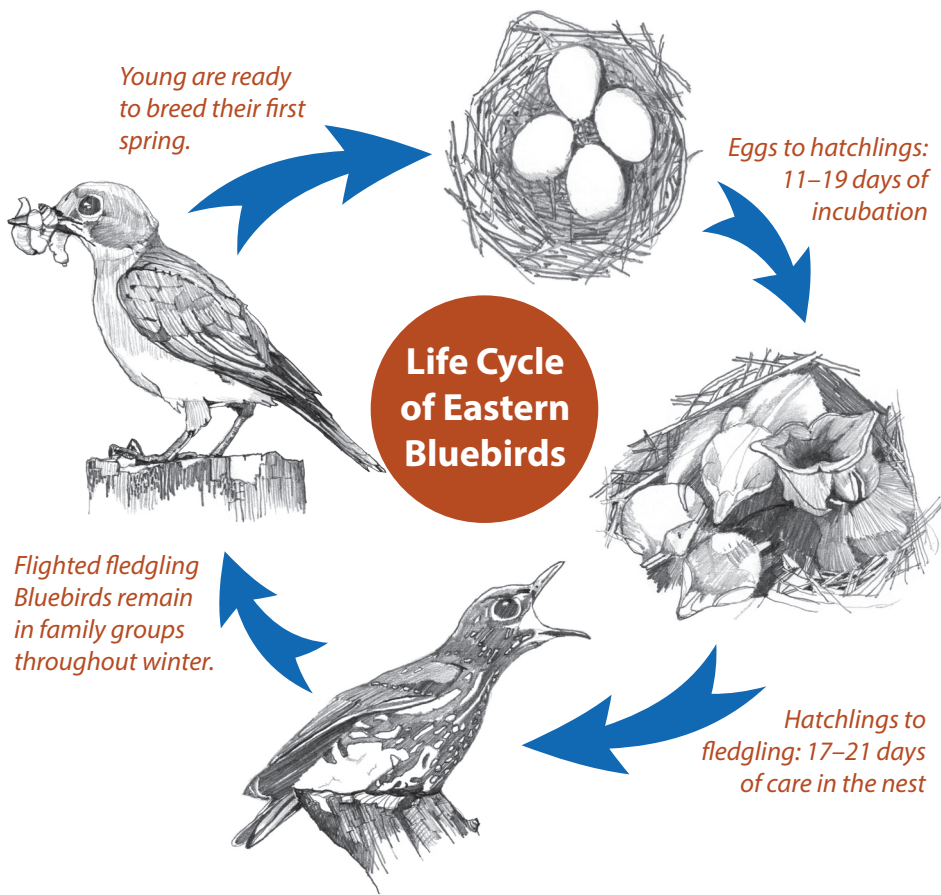


## 5

## Monitoring Your Nest Box

To monitor your nest box, peek into the box at regular intervals to see what is happening inside. Monitoring helps you keep undesirable residents (mice, squirrels, House Sparrows) out. You can also keep track of how the nesting process is going.




The nest boxes on this trail are monitored twice per week by teams of volunteers. The data they collect includes information on the nest building process, the number of eggs laid, and how many young survive. The data is added to

the NestWatch database to help scientists monitor bird populations nationwide. Nest box data can be viewed in the Sanctuary's Bookstore. For more information about nest box monitoring, visit [www.Nestwatch.org](http://www.Nestwatch.org).

## Nest Box Placement

In general, place your nest box in the habitat for the desired species and in an area you can enjoy and check easily. Position the entrance hole of the box away from the prevailing winds (south-west) and toward a shrub, grass or branch that fledglings can land on when they leave the nest. Bluebird-sized boxes can be placed in pairs, up to ten feet apart, because native birds of different species will nest side-by-side (example: Tree Swallows and Eastern Bluebirds).



### Tree Swallow

**Habitat:** Open fields, meadows, marshes

**Placement:** On a post about 5' above the ground in an open area near a tree or fence

**Recommended Size:** 5" x 5" x 9"

**Size of Opening:** 1.5" round




### Black-capped Chickadee

**Habitat:** Any habitat with trees and woody shrubs including forests and backyards

**Placement:** 5' off the ground in an area that receives about 50% sun

**Recommended Size:** 4" x 4" x 8"

**Size of Opening:** 1.25" round



### Eastern Bluebird

**Habitat:** Open areas with scattered trees

**Placement:** 3-6' above the ground with entrance facing an open area

**Recommended Size:** 5" x 5" x 9"

**Size of Opening:** 1.5" round




## House Wren

**Habitat:** Areas with scattered trees and grasses

**Recommended Size:** 4" x 4" x 8"

**Placement:** 5' above the ground

**Size of Opening:** 1.25" round



## Wood Duck

**Habitat:** Wet areas with plenty of trees or cattails

**Recommended Size:** 10" x 18" x 24"

**Placement:** Among deciduous trees at least 3' above the ground

**Size of Opening:** 3" tall x 4" wide oval



## Eastern Screech Owl

**Habitat:** Suburban and rural woodlands

**Placement:** North facing under a tree limb around 10' above the ground

**Recommended Size:** 8" x 8" x 16"

**Size of Opening:** 3" round

---

## For More Information:

### Online

Bluebirds and Nest Boxes  
[sialis.org](http://sialis.org)

All About Birds  
[allaboutbirds.org](http://allaboutbirds.org)

Nest Watch  
[nestwatch.org](http://nestwatch.org)

Birds of North America  
[bna.birds.cornell.edu](http://bna.birds.cornell.edu)

National Wildlife Federation  
[nwf.org](http://nwf.org)

### Books

*Birdscaping in the Midwest: A Guide to Gardening with Native Plants to Attract Birds* by Marriette Nowak (2007)

*Bringing Nature Home: How Native Plants Sustain Wildlife in our Gardens* by Douglas W. Tallamy (2007)

*Using Native Plants to Restore Community in Southwest Michigan and Beyond* by Tom & Nancy Small (2012)